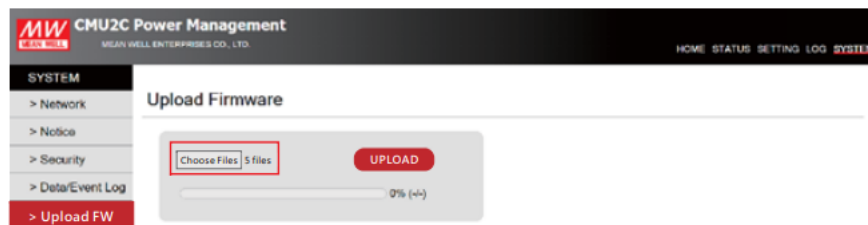


# CMU2 Firmware Update

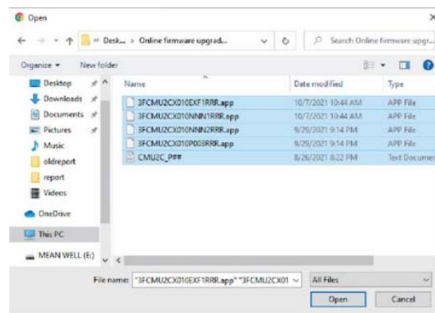
- How to update the CMU2?

Update – online

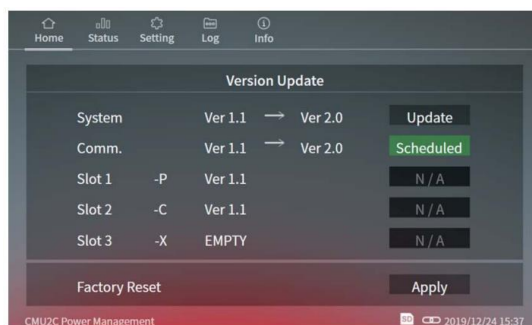
1. Download the corresponding firmware files from Release Notes below
2. Access the web page and then click Upload FW button to upload the firmware files to the CMU2



3. After selecting the correct firmware files, click UPLOAD button to upload the firmware to the latest version.



4. The latest firmware version will be displayed on the Utility page of the CMU2 unit when the firmware files are uploaded successfully.



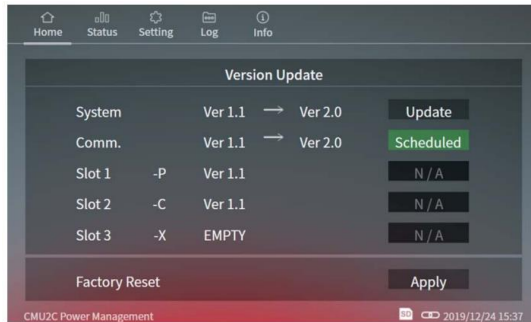
5. Tap the Update buttons on the screen to schedule a firmware update. The firmware update will complete automatically after rebooting the CMU2 unit.

NOTE: A SD card has to be installed in order perform a firmware update

# CMU2 Firmware Update

Update – offline

1. Download the corresponding firmware files from Release Notes below
2. Remove the SD card from the CMU2 unit and then save the downloaded firmware to the Firmware Upgrade file in the SD card
3. The latest firmware version will be displayed on the Utility page of the CMU2 unit after inserting the SD card.



4. Tap the Update buttons to schedule a firmware update. The firmware update will complete automatically after rebooting the CMU2 unit.

- Release Notes

CMU2C (Power Management):

Model	Firmware version	Description	Supported series
CMU2C-P##	R01.3,R01.3,R01.3 <a href="#">Download</a>	1. Add support for new models.	DRP-3200-24/48 NCP-3200-24/48
CMU2C-C##	R01.3,R01.3,R01.3 <a href="#">Download</a>	1. Add support for new models	DRP-3200-24/48 NCP-3200-24/48 SHP-30K-55/115/230/380 SHP-10K-55/115/230/380 BIC-2200-12/24/48/96

CMU2E (Inverter Management):

Model	Firmware version	Description	Supported series
-------	------------------	-------------	------------------

## CMU2 Firmware Update

CMU2E-###	R01.1、R01.1 <a href="#">Download</a>	1.Enhance the stability of Ethernet communication 2.Add a mechanism to lock the charging/output/battery settings page in case of EEPROM errors 3.Add a detection mechanism for abnormal EEPROM writes 4.Optimize the display content of data log 5.Improve UI display issues when connecting to inverters	NTN-5K all series
-----------	---	---	-------------------

- Frequently Asked Questions

1. Will updating the CMU2 unit to the latest firmware affect the parameters have already set?

A: It will not affect the previous settings.

2. How can I check the firmware version from the CMU2 unit?

A: The version can be checked on the Info page of the CMU2 unit.