



- Features :
 - Universal AC input / Full range
 - Protections: Short circuit / Overload / Over voltage
 - Cooling by free air convection
 - 100% full load burn-in test
 - Fix switching frequency at 134KHz
 - 2 years warranty



■ GTIN CODE

MW Search: <https://www.meanwell.com/serviceGTIN.aspx>

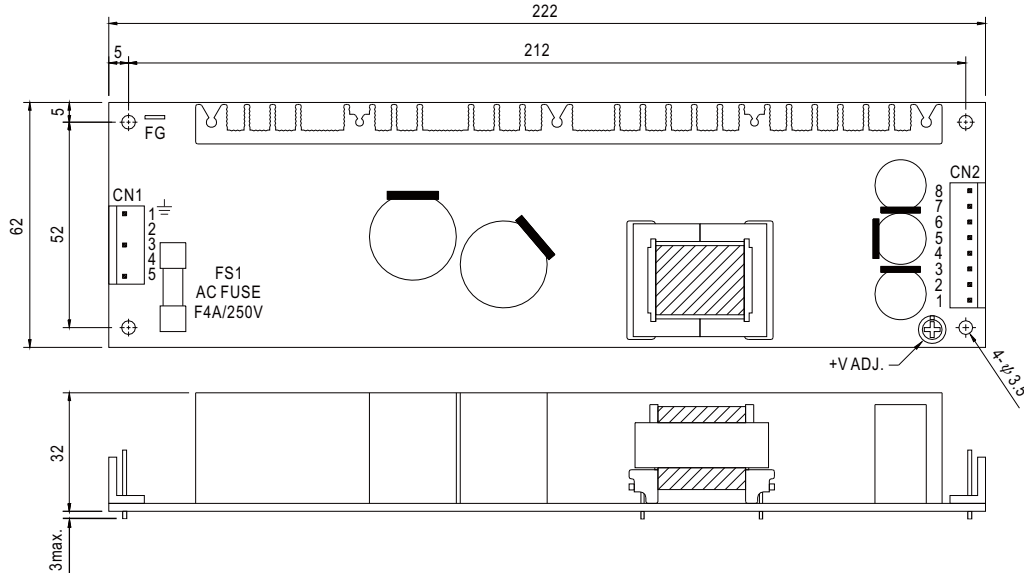


SPECIFICATION

MODEL	LPS-100-3.3	LPS-100-5	LPS-100-7.5	LPS-100-12	LPS-100-13.5	LPS-100-15	LPS-100-24	LPS-100-27	LPS-100-48		
OUTPUT	DC VOLTAGE	3.3V	5V	7.5V	12V	13.5V	15V	24V	27V	48V	
	RATED CURRENT	20A	20A	13.3A	8.4A	7.5A	6.7A	4.2A	3.8A	2.1A	
	CURRENT RANGE	0 ~ 20A	0 ~ 20A	0 ~ 13.3A	0 ~ 8.4A	0 ~ 7.5A	0 ~ 6.7A	0 ~ 4.2A(6A 10s)	0 ~ 3.8A	0 ~ 2.1A	
	RATED POWER	66W	100W	99.75W	100.8W	101.25W	100.5W	100.8W(144W 10s)	102.6W	100.8W	
	RIPPLE & NOISE (max.) Note.2	150mVp-p	100mVp-p	100mVp-p	100mVp-p	100mVp-p	100mVp-p	150mVp-p	150mVp-p	200mVp-p	
	VOLTAGE ADJ. RANGE	3 ~ 3.6V	4.5 ~ 5.7V	6 ~ 9V	10 ~ 13.2V	12 ~ 15V	13.5 ~ 18V	20 ~ 26.4V	26 ~ 32V	41 ~ 56V	
	VOLTAGE TOLERANCE Note.3	±3.0%	±3.0%	±2.0%	±2.0%	±2.0%	±2.0%	±1.0%	±1.0%	±1.0%	
	LINE REGULATION	±0.5%	±0.5%	±0.5%	±0.5%	±0.5%	±0.5%	±0.5%	±0.5%	±0.5%	
	LOAD REGULATION	±2.0%	±2.0%	±1.5%	±1.5%	±1.5%	±1.5%	±0.5%	±0.5%	±0.5%	
	SETUP, RISE TIME	800ms, 50ms/230VAC		1200ms, 50ms/115VAC at full load							
HOLD UP TIME (Typ.)	20ms/230VAC		20ms/115VAC at full load								
INPUT	VOLTAGE RANGE	88 ~ 132VAC / 176 ~ 264VAC auto switch			248 ~ 370VDC		[DC input operation possible by connecting AC/N(-), AC/L(+)]				
	FREQUENCY RANGE	47 ~ 63Hz									
	EFFICIENCY(Typ.)	69%	77%	77%	79%	79%	80%	80%	81%	81%	
	AC CURRENT (Typ.)	2.3A/115VAC		1.5A/230VAC							
	INRUSH CURRENT (Typ.)	COLD START 30A/115VAC			60A/230VAC						
	LEAKAGE CURRENT	<1mA / 240VAC									
PROTECTION	OVERLOAD	105 ~ 140% (+24V: above 6.5A) rated output power Protection type : Hiccup mode, recovers automatically after fault condition is removed									
	OVER VOLTAGE	3.8 ~ 4.45V	5.75 ~ 6.75V	9.4 ~ 10.9V	13.8 ~ 16.2V	15.5 ~ 18.2V	18 ~ 21V	27.6 ~ 32.4V	33.7 ~ 39.2V	57.6 ~ 67.2V	
ENVIRONMENT	WORKING TEMP.	-10 ~ +60°C (Refer to "Derating Curve")									
	WORKING HUMIDITY	20 ~ 90% RH non-condensing									
	STORAGE TEMP., HUMIDITY	-20 ~ +85°C, 10 ~ 95% RH									
	TEMP. COEFFICIENT	±0.05%/°C (0 ~ 50°C)									
	VIBRATION	10 ~ 500Hz, 2G 10min./1cycle, period for 60min. each along X, Y, Z axes									
SAFETY & EMC (Note 4)	SAFETY STANDARDS	UL62368-1, TUV BS EN/EN62368-1, EAC TP TC 004 approved									
	WITHSTAND VOLTAGE	I/P-O/P:3KVAC		I/P-FG:2KVAC		O/P-FG:0.5KVAC					
	ISOLATION RESISTANCE	I/P-O/P, I/P-FG, O/P-FG:100M Ohms / 500VDC / 25°C / 70% RH									
	EMC EMISSION	Compliance to BS EN/EN55032 (CISPR32) Class B, BS EN/EN61000-3-2(Note.7),-3, EAC TP TC 020									
	EMC IMMUNITY	Compliance to BS EN/EN61000-4-2,3,4,5,6,11, BS EN/EN55035, light industry level, EAC TP TC 020									
OTHERS	MTBF	2983.9K hrs min.		Telcordia SR-332 (Bellcore) ; 342.6K hrs min.			MIL-HDBK-217F (25°C)				
	DIMENSION	222*62*32mm (L*W*H)									
	PACKING	0.45Kg; 24pcs/12.5Kg/1.63CUFT									
NOTE	1. All parameters NOT specially mentioned are measured at 230VAC input, rated load and 25°C of ambient temperature. 2. Ripple & noise are measured at 20MHz of bandwidth by using a 12" twisted pair-wire terminated with a 0.1 μF & 47 μF parallel capacitor. 3. Tolerance : includes set up tolerance, line regulation and load regulation. 4. The power supply is considered a component which will be installed into a final equipment. All the EMC tests are been executed by mounting the unit on a 360mm*360mm metal plate with 1mm of thickness. The final equipment must be re-confirmed that it still meets EMC directives. For guidance on how to perform these EMC tests, please refer to "EMI testing of component power supplies." (as available on https://www.meanwell.com/Upload/PDF/EMI_statement_en.pdf) 5. If the input range 85V-89V, the output load is changed from 0A-rated load, There will be reduced 20V for 1second (LPS-100-24). 6. Mounting holes M1 and M2 should be grounded for EMI purposes. 7. Testing harmonic current at 90% load. 8. The ambient temperature derating of 3.5°C/1000m with fanless models and of 5°C/1000m with fan models for operating altitude higher than 2000m(6500ft). ※ Product Liability Disclaimer : For detailed information, please refer to https://www.meanwell.com/serviceDisclaimer.aspx										

■ Mechanical Specification

Unit:mm



AC Input Connector (CN1) : JST B5P-VH or equivalent

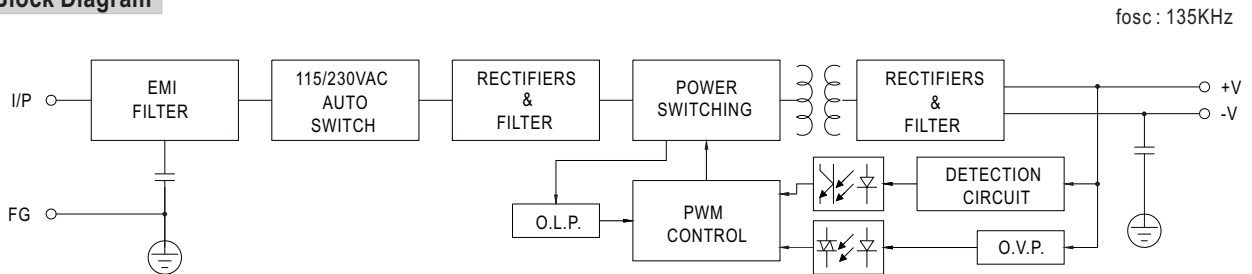
Pin No.	Assignment	Mating Housing	Terminal
1	FG \perp	JST VHR or equivalent	JST SVH-21T-P1.1 or equivalent
2,4	No pin		
3	AC/N(-)		
5	AC/L(+)		

DC Output Connector (CN2) : JST B8P-VH or equivalent

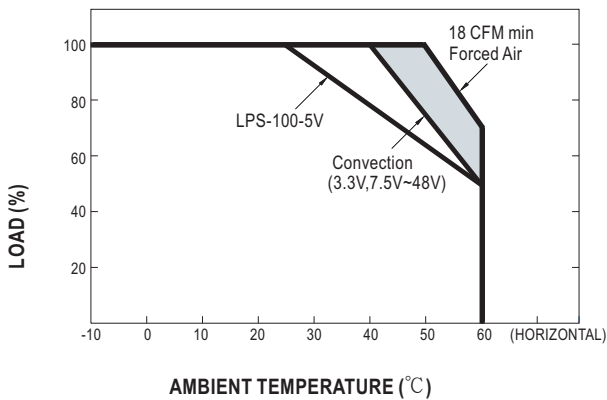
Pin No.	Assignment	Mating Housing	Terminal
1,2,3,4	+V	JST VHR or equivalent	JST SVH-21T-P1.1 or equivalent
5,6,7,8	-V		

\perp : Grounding Required
CN1:Pin 1 is safety ground

■ Block Diagram



■ Derating Curve



■ Static Characteristics (12V)

